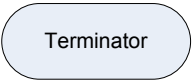

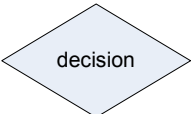




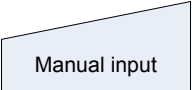



Legend for data flows

 <p>Terminator</p>	Denotes the beginning / end of the process
 <p>Activity <i>[responsibility]</i></p>	Denotes an activity; responsibilities in square brackets
 <p>decision</p>	Denotes a decision
 <p>Data</p>	Denotes input of data (e.g. from measurement device)
 <p>Database</p>	Denotes the use of a database
	Connects two activities / input / activity / output
 <p>Document</p>	Denotes a hard copy / electronic document
 <p>Manual input</p>	Denotes manual data input
	Connects input from two different sources

Note.

For each activity, we have defined and documented instructions containing:

- activity name
- executor
- description of activity
- requirements for performing activity.